



**MAXIMUM RETAIL
PRICE LIST**

W.E.F 01-05-2026







TREADMILL

CODE	MODEL	DESCRIPTION		M.R.P. (₹)
42173	Crusade 4.0	Curved Treadmill	Com.	280800
42152	AC-18T	5.0 HP AC, Incline 16%, Belt 23x65" Touchscreen 22.5" HD	Com.	611200
42151	AC-18	5.0 HP AC, Incline 16%, Belt 23x65	Com.	438700
42149	C-5 ST	4.0 HP AC, Incline 20%, Belt 23x66 "Touchscreen 21.5"	Com.	394100
42105	CX-9	3.0 HP AC, Incline 18%, Belt 24X65"	Com.	306600
42145	C-5 S	4.0 HP AC, Incline 20%, Belt 23x66"	Com.	292400
42167	AC-100	4.0 HP AC, Incline 20%, Belt 24x65"	Com.	252300
50004 (Xdegree)	8200A	3.0 HP AC, Incline 15%, Belt 20x60"	Com.	224000
New 42175	AC 91T	3.0 HP AC, Incline 20%, Belt 23x60, "Touchscreen 21.5"	Semi- Com.	273500
New 42174	AC 91	3.0 HP AC, Incline 20%, Belt 23x60	Semi- Com.	193300
42111	AC 800x	2.5 HP AC, Incline (-)3~15%, Belt 22x60"	Semi- Com.	179100
42154	AC 65	2.0 HP AC, Incline 20%, Belt 23x59"	Semi- Com.	174400
42112	AC 700x	2.0 HP AC, Incline 15%, Belt 20x55"	Semi- Com.	147500
42162	AC 370	2.0 HP AC, Incline 18%, Belt 20x60"	Home	141100
42113	AC 600	1.5 HP AC, Incline 15%, Belt 19x54"	Home	115400
42161	AC 360	1.75 HP AC, Incline 15%, Belt 18x58"	Home	111400
42160	AC 350	1.75 HP AC, Incline 15%, Belt 18x55"	Home	96500
42168	AC 355	1.75 HP AC, Incline 15%, Belt 20x52"	Home	94200
42146	AC 200	1.0 HP AC, Incline 15%, Belt 17x48"	Home	70600
42164	SPRINT 40	1.75 HP DC, Incline 15%, Belt 20x56"	Home	94200
42165	SPRINT 30	1.5 HP DC, Incline 12%, Belt 18x52"	Home	79100
42166	SPRINT 20	1.25 HP DC, Incline 12%, Belt 17x48"	Home	59500
42169	JET 300	1.75 HP DC, Incline 15%, Belt 18x52"	Home	74800
42171	JET 200	1.5 HP DC, Incline 15%, Belt 18x48"	Home	69600
42170	JET 100	1.25 HP DC, Manual Incline, Belt 17x50"	Home	51700
42156	GO 1.0	1.0 HP DC, No Incline, Belt 16x48"	Home	42200
42172	STROLL 10	1.0 HP DC, Running Area 16x38"	Home	22100
42133	4-IN-1	Multi-Functional, Manual Incline, Belt 15x47"	Home	23400

ELLIPTICAL TRAINER

CODE	MODEL	DESCRIPTION		M.R.P. (₹)
42626 (Impulse)	RE 500	Self Generator, Stride 21", Rear Flywheel	Com.	334900
42601	E70	Self Generator, Stride 20", Front Flywheel	Com.	283000
42603	CE 80	Self Generator, Stride 20", 14.5 Kg. Flywheel	Com.	167300
42633	28 FE	Self Generator, Stride 18", Front Flywheel	Com.	166400
42630	CD 5E	EMS Generator, Stride 20", Front Flywheel	Semi- Com.	155500
42634	CE 72	Self Generator, Stride 18", Front Flywheel	Semi- Com.	117800
42632	28 E	EMS Generator, Stride 19", Rear Flywheel	Semi- Com.	110700
42627	CNB 9.0ES AT	EMS Generator, Stride 18", Rear Flywheel	Semi- Com.	108300
42625	CET WAVE 850ES	EMS Generator, 2 way Rear 8 Kgs. Flywheel	Home	69600
42631	CET 77 ES	Elliptical with 2 way Rear Flywheel and Seat	Home	52200
42621	CET E8M	EMS Generator, 2 way Rear Flywheel	Home	37500
42623	CET 240 ES	Elliptical with 2 way Rear Flywheel and Seat	Home	32800
42610	CET 80 E	Elliptical with 2 way Rear Flywheel and Seat	Home	34700
42619	CET 69 ES	Elliptical with 2 way Rear Flywheel and Seat	Home	31200
42617	CET 52 ES	Elliptical with 2 way Rear Flywheel and Seat	Home	22400

UPRIGHT BIKE

42345	POWER 290	Self Generator, 15 Kgs. Rear Flywheel	Com.	277300
42300 (Impulse)	RU 500	Self Generator, 8 Kgs. Rear Flywheel	Com.	232500
 42367	45 UT	Self Generator, 14 Kgs. Flywheel with Touch Screen	Semi- Com.	177000
 42366	45 U	Self Generator, 14 Kgs. Flywheel	Semi- Com.	127400
42352	28 U	9 Kgs. Flywheel 1 way	Semi- Com.	80000
42356	CEB 77 U	6 Kgs. Flywheel 1 way, Belt Drive	Home	35200
42338	CEB U8M	EMS Generator, 2 way Flywheel, Belt Drive	Home	31900
42357	CEB 85 U	2 way Flywheel	Home	30200
42322	CEB 60 U	2 way Flywheel	Home	25000
 42365	CEB 55 U	5 Kgs. 2 way Magnetic Flywheel	Home	22700
 42364	CEB 22 U	4 Kgs. 2 way Magnetic Flywheel	Home	20300
42324	CEB 609 C	Flywheel with Movable Handle	Home	11600
42361	CEB 605	Dual Action AIR Bike with Movable Handle	Home	11600

STAIR CLIMBER

42298	POWER 580	Self Generator, 15 Kgs. Flywheel	Com.	405900
42297	CTZ 007	Self Generator, Speed : 16 steps/minutes~24 steps/minutes	Com.	207000

STEPPER / SQUAT MACHINE

42814 (JKexer)	JK COMBO 50	Squat and Upper Body exercises	Home	19400
----------------	-------------	--------------------------------	------	-------

RECUMBENT BIKE

CODE	MODEL	DESCRIPTION		M.R.P. (₹)
42306 (Impulse)	RR 500	Self Generator, 9 Kgs. Flywheel	Com.	259600
New 42369	45 RT	Self Generator, 14 Kgs. Flywheel 1 way, Touch screen	Semi- Com.	208900
New 42368	45R	Self Generator, 14 Kgs. Flywheel 1 way	Semi- Com.	157900
42353	28 R	EMS, 9 Kgs. Flywheel 1 way	Semi- Com.	117800
42339	CEB R8M	EMS, 2 way Flywheel with Sliding Seat	Home	58300
42349	CEB 77 R	2 way 5 Kgs. Flywheel with Sliding Seat	Home	52200
42318	CEB 70 R	2 way Front Flywheel with Sliding Seat	Home	38000

AIR BIKE

42351	CEB 11	Dual Drive Magnetic Air Bike with 6 Kgs. Flywheel	Com.	89200
-------	--------	---	------	-------

ROWING MACHINE

New 42817	RX 110	Self Generator, Air + Magnetic Resistance	Com.	117300
New 42816	RX 95	Air Rower with PMS, Magnetic Resistance	Com.	67000
42808	CRW 6018	Water Rower with Polar Receiver	Com.	103600

GROUP CYCLING BIKE

42348	POWER 980	19.5 Kgs. Rear Flywheel, Belt Drive	Com.	172800
42355	REVO TF5	20 Kgs, Rear Flywheel, Belt Drive with 21.5 TFT	Com.	151000
42354	REVO F5	20 Kgs, Rear Flywheel, Belt Drive, Self Generator	Com.	90400
42363	REVO 88	25 Kgs, Front Flywheel, Belt Drive,	Com.	71300
42358	REVO 718	18 Kgs, Rear Flywheel, Belt Drive,	Com.	44400
42359	REVO 713	13 Kgs, Rear Flywheel, Belt Drive,	Com.	41800
42340	S8	8 Kgs, Front Flywheel, Belt Drive,	Home	37300
New 42370	CGC 55	15 Kgs, Front Flywheel, Chain Drive,	Home	34900
42362	CGC 45	13 Kgs, Front Flywheel, Belt Drive,	Home	32800

MULTI STATION GYM

44751	CG 600	6 Stations, 2 Set 70 Kgs. (155 Lbs) Steel weight	Com.	289100
42815	CHG 408	4 Stations, 4 Set 68 Kgs. (150 Lbs)	Com.	215900
44752	CG 125	5 Stations, 2 Set 65 Kgs. (145 Lbs)	Com.	197100

MULTI GYM

42810	CHG 03	95 Kgs. (210 Lbs) Plastic Weight Stack	Home	107400
42813	CHG 200 C	100 Kgs. (220 Lbs) Weight Stack	Home	83800
42809	CHG 160 R	68 Kgs. (150 Lbs) Plastic Concrete Weight Stack	Home	52200

WT. MACHINE (SINGLE STATION)

CODE	MODEL	MODEL NAME	NET WT.	M.R.P. (₹)
MAGNUM SERIES				
44500	CE 3001	PRONE LEG CURL	94 Kgs.	153200
44501	CE 3002	LEG EXTENSION	110 Kgs.	153200
44502	CE 3003	LEG PRESS	109 Kgs.	153200
44547	CE 3005	LATERAL RAISE	52 Kgs	153200
44503	CE 3006	SHOULDER PRESS	110 Kgs.	153200
44505	CE 3008	VERTICAL PRESS	110 Kgs	153200
44507	CE 3013	INCLINE PRESS	110 Kgs.	153200
44508	CE 3023	SEATED LEG CURL	110 Kgs.	153200
44509	CE 3030	BICEPS CURL	65 Kgs.	153200
44510	CE 3033	LONG PULL	110 Kgs.	153200
44548	CE 3034	VERTICAL ROW	95 Kgs.	153200
44511	CE 3035	PULL DOWN	109 Kgs	153200
NITRO SERIES				
44515	CE 5001	PRONE LEG CURL	94 Kgs.	172000
44516	CE 5002	LEG EXTENSION	109 Kgs.	172000
44517	CE 5003	LEG PRESS	109 Kgs.	172000
44518	CE 5006	SHOULDER PRESS	109 Kgs.	172000
44520	CE 5008	VERTICAL PRESS	109 Kgs.	172000
44522	CE 5023	SEATED LEG CURL	109 Kgs.	172000
44523	CE 5030	BICEPS CURL	94 Kgs.	172000
44524	CE 5034	VERTICAL ROW	94 Kgs.	172000
44525	CE 5035	PULL DOWN	109 Kgs.	172000
ELITE SERIES				
44568	CJN 3001	PRONE LEG CURL	80 Kgs	117800
44569	CJN 3002	LEG EXTENSION	80 Kgs	117800
44571	CJN 3005	LATERAL RAISE	52 Kgs.	117800
44572	CJN 3008	VERTICAL PRESS	80 Kgs.	117800
44573	CJN 3011	MULTI HIP	80 Kgs.	117800
44578	CJN 3012	LAT PULL DOWN	80 Kgs.	117800
44574	CJN 3018	ROTARY TORSO	65 Kgs.	117800
44575	CJN 3023	SEATED LEG CURL	80 Kgs.	117800
44576	CJN 3028	TRICEPS EXTENSION	49 Kgs.	117800
44577	CJN 3030	BICEPS CURL	49 Kgs.	117800

WT. MACHINE (DUAL STATION)

CODE	MODEL	MODEL NAME	NET WT.	M.R.P. (₹)
MAGNUM SERIES (Silver)				
44504	CE 3007	PEC FLY	110 Kgs.	162600
44506	CE 3009	DIP/CHIN ASSIST	88 Kgs.	162600
44549	CE 3084	CHEST/ SHOULDER PRESS	110 Kgs.	162600
44550	CE 3085	LATPULL/ ROW	110 Kgs.	162600
44551	CE 3086	LEG EXTENSION/ LEG CURL	110 Kgs.	162600
44554	CE 3087	BICEP/ TRICEPS CURL	110 Kgs.	162600
44552	CE 3088	AB/ BACK	110 Kgs.	162600
44553	CE 3089	ABDUCTOR/ ADDUCTOR	110 Kgs.	162600
NITRO SERIES (Silver)				
44519	CE 5007	PEC FLY/ REAR DELT	110 Kgs.	179100
44521	CE 5009	DIP/ CHIN ASSIST	99 Kgs.	179100
44556	CE 5084	CHEST/ SHOULDER PRESS	110 Kgs.	179100
44550	CE 3085	LAT PULL/ ROW	110 Kgs.	162600
44557	CE 5086	LEG EXTENSION/ LEG CURL	110 Kgs.	179100
44558	CE 5087	BICEP/ TRICEPS	110 Kgs.	179100
44559	CE 5088	AB/ BACK	110 Kgs.	179100
44560	CE 5089	ABDUCTOR/ ADDUCTOR	110 Kgs.	179100
CONTENDER SERIES (Black)				
44900	CFT-1904	PEC FLY+REAR DELT	100 Kgs.	141400
44901	CFT-1908	LAT PULLDOWN+ VERTICAL ROW	100 Kgs.	141400
44902	CFT-1909	WEIGHT ASSISTED CHIN+ DIP	100 Kgs.	157200
44903	CFT-1924	LEG PRESS	100 Kgs.	141400
44904	CFT-1990	BICEPS+TRICEPS	100 Kgs.	133600
44905	CFT-1992	LEG CURL+LEG EXTENSION	100 Kgs.	146800
44906	CFT-1993	ABDUCTOR+ADDUCTOR	100 Kgs.	138800
44907	CFT-1994A	MULTI PRESS	100 Kgs.	141400
44908	CFT-1995	ABDOMINALCRUNCH+BACKEXTENSION	100 Kgs.	139000
ELITE SERIES (Black)				
44580	CJN 3009	DIP/ CHIN ASSIST	88 Kgs.	126000
44583	CJN 3085	LAT & PULLEY MACHINE	80 Kgs.	126000
44585	CJN 3087	BICEP/ TRICEPS	80 Kgs.	126000
44586	CJN 3088	AB/ BACK EXTENSION	80 Kgs.	126000
CTB SERIES (Silver)				
44035	CTB 9	DIP/ CHIN ASSIST	100 Kgs.	131900
44001	CTB 12	MULTI-PRESS	100 Kgs.	131900
44005	CTB 23	SEATED LEG CURL	100 Kgs.	131900
44006	CTB 29	BICEP/ TRICEPS	80 Kgs.	131900
44047	CTB 34	VERTICAL ROW	100 Kgs.	131900
44007	CTB 52	ABDUCTOR/ ADDUCTOR	100 Kgs.	131900

SPL. PLATE LOADED

CODE	MODEL	MODEL NAME	NET WT.	M.R.P. (₹)
STEALTH SERIES (Black)				
45115	CD 601-G02	BELT SQUAT	182 Kgs.	160000
45114	CD 602	POWER SMITH MACHINE (Dual)	165 Kgs.	143700
45116	CD 607	DOUBLEDEADLIFT	103 Kgs.	131900
45118	CD 610	CIRCULAR LAT PULL DOWN	195 Kgs.	131900
44117	CD 608	CHEST BUTTERFLY	105 Kgs.	110900
45126	CA 615	PRECISION CHEST PRESS	210 Kgs.	224200
45119	CA 601	POWER SQUAT	235 Kgs.	173700
45129	CA 616	VERTICAL LEG PRESS	280 Kgs.	145600
45124	CA 611	INCLINE LINEAR ROW	147 Kgs.	110200
45123	CA 610	PENDULUM SQUAT	205 Kgs.	106000
45113	CA 606	GLUTE BRIDGE BENCH	117 Kgs.	98400
45128	CA 617	STANDING T-BAR ROW	100 Kgs.	97700
45125	CA 613	REVERSE HYPER EXTENSION	105 Kgs.	94200
45112	CA 605L	STANDING HIP THRUST	95 KGs.	90900
45127	CA 612	INCLINE FLY	68 Kgs.	86100
PLATE LOADED				
CANNON II SERIES (Black/Yellow)				
44810	CTG 05D	CHEST PRESS	162 Kgs.	129600
44811	CTG 15D	INCLINE CHEST PRESS	197 Kgs.	129600
44812	CTG 20D	PULL DOWN	198 Kgs.	129600
44813	CTG 25D	LOW ROW	190 Kgs.	129600
44814	CTG 30D	INCLINE LEVEL ROW	137 Kgs.	129600
44815	CTG 35D	SHOULDER PRESS	146 Kgs.	129600
44816	CTG 40D	REAR KICK	102 Kgs.	129600
44817	CTG 60D	LEG EXTENSION	135 Kgs.	129600
44818	CTG 65D	SEATED DIP	140 Kgs.	129600
44819	CTG 70D	BICEPS CURL	140 Kgs.	129600
CANNON I SERIES (Black/Yellow)				
44802	CTG 20	PULL DOWN	128 Kgs.	89400
44806	CTG 40	REAR KICK	120 Kgs.	89400

CABLE CROSS OVER | FUNCTIONAL TRAINER

CODE	MODEL	MODEL NAME	NET WT.	M.R.P. (₹)
44044	CTB 89E	FUNCTIONAL TRAINER (3-IN-1) (Silver)	480 Kgs.	375000
44512	CE 3016	ADJ. CABLE CROSSOVER (Silver)	345 Kgs.	235800
44513	CE 1017	FUNCTIONAL TRAINER (Silver)	395 Kgs.	235800
New 44611	CJN 1017	FUNCTIONAL TRAINER (Black)	395 Kgs.	235800
44004	CTB 17	FUNCTIONAL TRAINER (Silver)	395 Kgs.	235800

POWER RACK

53252	XPL2002+XPL202	T PLATFORM+ HALF POWER RACK	553 Kgs.	705600
53254	XPL 204	FULL POWER RACK	351 Kgs.	545200
53293	XPL 202	HALF POWER RACK	235 Kgs.	353800
44592	CJN 2063B	SMITH+SQUAT RACK COMBO W/COUNTER	260 Kgs.	245200
44546	CE 6221	HALF RACK	255 Kgs.	235800

SPECIAL MACHINES

45104	CTS 114	MULTI-FUNCTIONAL TRAINER W/200 Kgs.	368 Kgs.	398800
50210	CTN 115	DELT MACHINE	113 Kgs.	117800
45102	CDZ 29	MULTI-TRAINER	160 Kgs.	177000
45103	CTC 74	SHOULDER PRESS TRAINER	176 Kgs.	177000
44567	CAM 001	ELECTRIC GYM BED	100 Kgs.	233600
44609	CE 6245	TRIPLE STORAGE RACK	393 Kgs.	224200
44610	CE 6248	DOUBLE STORAGE RACK	240 Kgs.	155800
53256	XPL 1006	LAT PULLDOWN (Plate Loaded)	184 Kgs.	118000
45100	CDZ 02	TYRE FLIP MACHINE	145 Kgs.	117500
45101	CJF	ABDOMINAL COAST	35 Kgs.	82600
44045	DZ 61	MULTI-FUNCTION BENCH (FID)	52 Kgs.	75500
45108	ES 7011	MULTI-BENCH (FI)	34 Kgs.	39900
45122	CRS 9	ROD STAND - 9 HOLE	35 Kgs.	10300
44033	CTB 69	FORE ARM / WRIST CURL (WT.STACK- 70 Kgs.)	70 Kgs.	96800

CROSSFIT TRAINER

44755	SYNERGY 360A	8 STATION GATE	820 Kgs.	885000
50759	XTM 6404	8 STATION GATE	850 Kgs.	814200

NON WT. MACHINES

CODE	MODEL	MODEL NAME	NET WT.	M.R.P. (₹)
MAGNUM-NITRO SERIES (Silver)				
44526	CE 3036	FLAT BENCH	30 Kgs.	29500
44527	CE 3037	ADJUSTABLE DECLINE BENCH	54 Kgs.	56200
44528	CE 3038	MULTI-PURPOSE UTILITY BENCH	27 Kgs.	29500
44529	CE 3039	SUPER BENCH	41 Kgs.	53300
44530	CE 3041	OLYMPIC INCLINE BENCH	83 Kgs.	68000
44531	CE 3042	OLYMPIC DECLINE BENCH	87 Kgs.	77600
44532	CE 3043	OLYMPIC FLAT BENCH	66 Kgs.	68000
44533	CE 3044	SEATED PREACHER CURL	49 Kgs.	58800
44534	CE 3045	BACK EXTENSION	64 Kgs.	50000
44535	CE 3047	VERTICAL KNEES UP/ DIP	77 Kgs.	75000
44536	CE 3048	POWER CAGE	128 Kgs.	131500
44537	CE 3050	SQUAT RACK	122 Kgs.	96800
44538	CE 3054	VERTICAL PLATE TREE	30 Kgs.	34200
44539	CE 3056	ANGLED LEG PRESS	266 Kgs.	205100
44540	CE 3057	HACK SQUAT	196 Kgs.	205100
44541	CE 3061	INCLINE LEVEL ROW	90 Kgs.	65800
44542	CE 3062	SEATED CALF	75 Kgs.	58800
44543	CE 3063	SMITH MACHINE	289 Kgs.	186200
44544	CE 3065	SUPER SQUAT	196 Kgs.	176800
44545	CE 3077	2 TIER DUMBBELL RACK	68 Kgs.	49300
44564	CE 3082	AB TRAINER	255 Kgs.	75300
CTB SERIES (Silver)				
44010	CTB 36	FLAT BENCH	36 Kgs.	29500
44011	CTB 37	ADJUSTABLE DECLINE BENCH	48 Kgs.	61100
44012	CTB 38	UTILITY/ MULTI-PURPOSE BENCH	28 Kgs.	28800
44013	CTB 39	SUPER BENCH	45 Kgs.	53800
44014	CTB 41	OLYMPIC DECLINE BENCH	78 Kgs.	70600
44015	CTB 42	OLYMPIC INCLINE BENCH	82 Kgs.	73200
44016	CTB 43	OLYMPIC FLAT BENCH	61 Kgs.	69600
44017	CTB 44	SEATED PREACHER CURL	46 Kgs.	62500


NON WT. MACHINES

CODE	MODEL	MODEL NAME	NET WT.	M.R.P. (₹)	
CTB SERIES (Silver)					
44018	CTB 45	BACK EXTENSION	45 Kgs.	56600	
44019	CTB 47	VERTICAL KNEES UP/ DIP	69 Kgs.	80000	
44020	CTB 48	POWER CAGE	135 Kgs.	137800	
44021	CTB 50	SQUAT RACK	95 Kgs.	101000	
44022	CTB 54	PLATE TREE VERTICAL	25 Kgs.	34900	
44041	CTB 56	45° LEG PRESS	215 Kgs.	220200	
44008	CTB 59	LEG PRESS/ HACK SQUAT	254 Kgs.	220200	
44023	CTB 61	INCLINE LEVEL ROW	60 Kgs.	65600	
44024	CTB 62	SEATED CALF	53 Kgs.	64400	
44025	CTB 63	SMITH MACHINE	284 Kgs.	209600	
44026	CTB 65	SUPER SQUAT	196 Kgs.	183400	
44040	CTB 49	DUMBBELL RACK (2 Tier)	66 Kgs.	70600	
44027	CTB 67	DUMBBELL RACK (3 Tier)	69 Kgs.	73200	
44033	CTB 69	WRIST CURL	70 Kgs.	96800	
44038	CTB 70	ABDOMINAL CRUNCH MACHINE	60 Kgs.	75500	
44039	CTB 71	STRETCH MACHINE	46 Kgs.	75500	
44036	CTB 73	3D SMITH MACHINE	265 Kgs.	210000	
44028	CTB 86	FID BENCH RACK (3-IN-1) WITH BENCH STAND	140 Kgs.	105000	
New	44046	CTB 86B	FID BENCH RACK (3-IN-1) WITH BENCH STAND	140 Kgs.	105000
44029	CTB 87	SMITH WITH SQUAT RACK	362 Kgs.	295000	
44037	CTM92	SISSY SQUAT	42 Kgs.	33500	
44045	DZ 61	MULTI-FUNCTION BENCH (FID)	52 Kgs.	75500	
CONTENDER SERIES (Black)					
44909	CKJ-1240	FLAT BENCH	17 Kgs.	20400	
44910	CKJ-1241	UTILITY BENCH	20 Kgs.	25000	
44914	CKJ-1244N	FID BENCH WITH LEG SUPPORT	54 Kgs.	49600	
New	44915	CKJ-1246	AB BENCH	44 Kgs.	40800
New	44916	CKJ-1247	SEATED PREACHER CURL	31 Kgs.	33500
New	44917	CKJ-1248	VERTICAL KNEE RAISE	45 Kgs.	55400
New	44918	CKJ-1251	OLYMPIC FLAT BENCH	70 Kgs.	58500

NON WT. MACHINES

CODE	MODEL	MODEL NAME	NET WT.	M.R.P. (₹)
CONTENDER SERIES (Black)				
New	44919	CKJ-1252A	OLYMPIC INCLINE BENCH	74 Kgs. 64200
New	44920	CKJ-1253	OLYMPIC DECLINE BENCH	78 Kgs. 70000
New	44921	CKJ-1255	POWER SQUAT RACK	92 Kgs. 62700
New	44922	CKJ-1258	HYPER EXTENSION	40 Kgs. 48100
New	44923	CKJ-1259	INCLINE LEVEL ROW	50 Kgs. 46900
New	44924	CKJ-1260	SEATED CALF	49 Kgs. 51200
New	44925	CKJ-1261	SEATED/ STANDING TWISTER	44 Kgs. 43900
New	44926	CKJ-1262	2 TIER DUMBBELL	66 Kgs. 38100
New	44927	CKJ-1263	3 TIER DUMBBELL	83 Kgs. 51200
New	44928	CKJ-1264	VERTICAL WEIGHT PLATE TREE	17 Kgs. 18800
New	44929	CKJ-1268	WRIST CURL	113 Kgs. 65600
New	44930	CKJ-1272	POWER CAGE	120 Kgs. 100000
New	44931	CKJ-699	45° LEG PRESS	233 Kgs. 194600
New	44933	CKJ-663N	SMITH MACHINE	258 Kgs. 184600
New	44934	CKJ-11	FID BENCH WITH RACK	114 Kgs. 75400
New	44935	CKJ-1323	FUNCTION TRAINER+ SMITH + RACK	448 Kgs. 330000
ELITE SERIES (Black)				
	44587	CJN 3056 B	ANGLED LEG PRESS	243 Kgs. 205100
	44588	CJN 3057 B	HACK SQUAT	183 Kgs. 205100
	44589	CJN 3061 B	INLCINE LEVEL ROW	74 Kgs. 65800
	44590	CJN 3062 B	SEATED CLAF	57 Kgs. 54000
	44591	CJN 3063 B	SMITH MACHINE	258 Kgs. 186200
	44592	CJN 2063 B	SMITH COMBO RACK	260 Kgs. 245200
	44593	CJN 2036 B	FLAT BENCH	14 Kgs. 20300
	44594	CJN 2037 B	ADJUSTABLE DECLINE BENCH	31 Kgs. 38700
	44595	CJN 2038 B	MULTI-PURPOSE BENCH	14 Kgs. 20300
	44596	CJN 2039 B	SUPER BENCH	25 Kgs. 41800

NON WT. MACHINES

CODE	MODEL	MODEL NAME	NET WT.	M.R.P. (₹)	
ELITE SERIES (Black)					
44597	CJN 2041 B	OLYMPIC DECLINE BENCH	50 Kgs.	52600	
44598	CJN 2042 B	OLYMPIC INCLINE BENCH	57 Kgs.	57300	
44599	CJN 2043 B	OLYMPIC FLAT BENCH	46 Kgs.	47900	
New	44600	CJN 2044 B	PREACHER CURL	29 Kgs.	40100
New	44601	CJN 2045 B	BACK EXTENSION	30 Kgs.	32800
44602	CJN 2047 B	VERTICAL KNEES UP/DIP	32 Kgs.	44100	
New	44610	CJN 3048 B	POWER CAGE	128 Kgs.	113000
44603	CJN 3054 B	VERTICAL PLATE TREE	33 Kgs.	35200	
New	44590	CJN 3062 B	SEATED CALF	54 Kgs.	56400
44604	CJN 3067 B	3 TIER DUMBBELL RACK	44 Kgs.	49300	
44606	CJN 3070 B	ABDOMINAL TRAINER	75 Kgs.	67500	
New	44566	CJN 3077 B	DUMBBELL RACK 2 TIER	65 Kgs.	49300
New	44608	CJN 6236	OLYMPIC BAR RACK	30 Kgs.	53100
					
IE SERIES (Silver)					
43010	CIE 7001 B	SMITH MACHINE	178 Kgs.	342200	
43011	CIE 7003 C	AB CRUNCH	57 Kgs.	84700	
43013	CIE 7006 C	LEG PRESS/ HACK SQUAT	166 Kgs.	266700	
43015	CIE 7009 B	FLAT BENCH	53 Kgs.	39600	
CS SERIES (Silver)					
44268	CS 8	SEATED ARM CURL [IFSPC]	24 Kgs.	27400	
44269	CS 10	AB/ BACK MACHINE [IFABM]	38 Kgs.	47200	
44270	CS 11	LEG EXTENSION AND CURL [IFLEGM]	51 Kgs.	61400	
44281	CS 13	SMITH MACH. W/LINEAR BEARING [FHC+IFHCS]	133 Kgs.	162600	
44272	CS 14	LEG PRESS/HACK SQUAT [IFLPHS]	145 Kgs.	212200	
BENCHES / RACK (Silver)					
44277	CS 4	OLYMPIC FLAT BENCH PRESS [IFOFB]	60 Kgs.	69900	
44278	CS 5	OLYMPIC INCLINE BENCH PRESS [IFOIB]	68 Kgs.	78800	
44265	CS 7	OLYMPIC BENCH [IFOB]	62 Kgs.	63700	
44266	CS 16	ADJ. ABDOMINAL BENCH [IFAAB]	24 Kgs.	31400	
44280	CS 15	BEAUTY BELL RACK [IFDB4+IFDB4A]	47 Kgs.	39900	



WT. MACHINE

CODE	MODEL	MODEL NAME	WT. STACK	M.R.P. (₹)
GALAXY- I SERIES (SINGLE STATION) (Black)				
50759	XPC 6404	CROSSFIT	2x100 Kgs.	814200
53250	XPC 1801	DUAL CABLE CROSS	2x68 Kgs.	601800
53251	XPC 0950 A	FUNCTIONALMACHINE (2-IN-1)	2x68 Kgs.	590000
50758	XPC 1939	AB/ BACK EXTENSION	68 Kgs.	304400
GALAXY- II SERIES (DUAL STATION) (Black)				
New 53277	XPC 2012	CROSSOVER/ DELTS	54 Kgs.	259600
53283	XPC 2021	CHEST/ SHOULDER PRESS	68 Kgs.	297400
53279	XPC 2027	BICEPS CURL/ TRICEPS EXTENSION	55 Kgs.	259600
53280	XPC 2029	ABDOMINAL/ BACK EXTENSION	118 Kgs.	295000
53284	XPC 2031	PEC FLY/ REAR DELT	68 Kgs.	271400
53285	XPC 2032	PULL DOWN/ SEATED ROW	77 Kgs.	295000
53286	XPC 2038	TORSO ROTATION	77 Kgs.	354000
NON WT. MACHINE				
CODE	MODEL	MODEL NAME	NET WT.	M.R.P. (₹)
GALAXY- SERIES (Black)				
50765	XPTT 0218	ABDOMINAL CRUNCH BOARD	54 Kgs.	212200
New 50761	XPTT 0204	FLAT TO INCLINE UTILITY BENCH	49 Kgs.	44600
50760	XPTT 0201	FLAT BENCH	25 Kgs.	20100
50775	XEF 0511	OLYMPIC DECLINE BENCH	105 Kgs.	106000
50770	XEF 0224	ADJUSTABLE ROMAN CHAIR	71 Kgs.	97700
50774	XEF 0510	OLYMPIC INCLINE BENCH	79 Kgs.	91600
50773	XEF 0509	OLYMPIC FLAT BENCH	79 Kgs.	88500
50769	XPSSB	GLUTE (AIR ROLL)	71 Kgs.	59000
50771	XEF 0229	SISSY SQUAT BENCH	30 Kgs.	70600
50772	XEF 0506	PREACHER CURL	48 Kgs.	62100
50777	XEF 0520	AB BACK MACHINE	50 Kgs.	57800
50779	XEF 0567	2 TIER DUMBBELL	80 Kgs.	56600

WT. MACHINE (DUAL STATION)

CODE	MODEL	MODEL NAME	NET WT.	M.R.P. (₹)
INVASION SERIES (Silver)				
51501	XTQ 09	SEATED HORIZONTAL PULLEY	208 Kgs.	134300
51502	XTQ 24	DIP/ CHIN ASSIST	310 Kgs.	134300
51509	XTQ 25	SEATED LEG CURL/ EXTENSION	272 Kgs.	134300
51506	XTQ 29	SHOULDER/ SEATED LEG PRESS	255 Kgs.	134300
51508	XTQ 31	TOTAL ABDOMINAL/ BACK EXTENSION	228 Kgs.	134300

PLATE LOADED

ASSAULT SERIES (Black/Yellow)				
52000	XTN 05	SEATED CHEST PRESS	210 Kgs.	153400
52001	XTN 21	SHOULDER PRESS	200 Kgs.	129800
52003	XTN 39	90° LEG PRESS	200 Kgs.	129800
52004	XTN 50	DUMBBELL RACK 10	65 Kgs.	59000
52005	XTN 56	INCLINE PEC FLY	115 Kgs.	92000
52006	XTN 71	V SQUAT	220 Kgs.	153400
52008	XTN 91	45° LEG PRESS	260 Kgs.	177000
52009	XTN 92	ABDOMINAL (SISSY)	65 Kgs.	34200
52010	XTN 115	DELT MACHINE	113 Kgs.	115600

WT. MACHINE (SINGLE STATION)

CODE	MODEL	MODEL NAME	NET WT.	M.R.P. (₹)
COBRA SERIES (Silver)				
52250	XE 5001	PRONE LEG CURL	94 Kgs.	108300
52253	XE 5006	SHOULDER PRESS	109 Kgs.	108300
52254	XE 5007	PEARL DELT/ PEC FLY	109 Kgs.	108300
52255	XE 5008	VERTICAL PRESS	109 Kgs.	108300
52257	XE 5023	SEATED LEG CURL	109 Kgs.	108300
52258	XE 5030	BICEP CURL	94 Kgs.	108300

WT. MACHINE (SINGLE STATION)

CODE	MODEL	MODEL NAME	NET WT.	M.R.P. (₹)
FUSION SERIES (Silver)				
52503	XE 3006	SHOULDER PRESS	109 Kgs.	98900
52505	XE 3008	VERTICAL PRESS	109 Kgs.	98900
52506	XE 3009	DIP/ CHIN ASSIST	109 Kgs.	98900
52507	XE 3013	INCLINE PRESS	109 Kgs.	98900
52508	XE 3023	SEATED LEG CURL	109 Kgs.	98900
52509	XE 3030	BICEP CURL	109 Kgs.	98900
XTB SERIES (Silver)				
51781	XTB 09	DIP/ CHIN ASSIST	100 Kgs.	103600
51756	XTB 29	BICEPS/ TRICEPS	100 Kgs.	103600
51752	XTB 14	AB/ BACK	100 Kgs.	103600
51786	XTB 34	VERTICAL ROW	100 Kgs.	103600
51789	XTWB002	INCLINE PRESS	100 Kgs.	82600
NON WT. MACHINE				
CODE	MODEL	MODEL NAME	NET WT.	M.R.P. (₹)
52755	XE 3042	OLYMPIC INCLINE BENCH	127 Kgs.	61100
52753	XE 3039	SUPER BENCH	43 Kgs.	37500
52762	XE 3054	VERTICAL PLATE TREE	30 Kgs.	30400
CHALLENGER SERIES (Silver)				
FREE WEIGHT				
51045	XTZ 5026	ADJUSTABLE HIP EXTENSION	66 Kgs.	47000
NON WT. MACHINE				
51025	XMSH 025	INCLINE BENCH	101 Kgs.	47000
51030	XMSH 032	AB MACHINE	53 Kgs.	37500
51055	XH 033	DRAW MUSCLE MACHINE	28 Kgs.	30400
51054	XH 032	ABDOMINAL MACHINE	50 Kgs.	30400
51056	XH 041	WEIGHT PLATE TREE	29 Kgs.	18600
51057	XLD 9051	OLYMPIC SEATED BENCH	130 Kgs	30400



BENCHES

CODE	MODEL NAME	M.R.P. (₹)
ADBE-10220	Adidas Performance AB Bench	17700
ADBE-10225	Adidas Performance Utility Bench	20800
ADBE-10229	Adidas Performance Power Tower	36400
ADBE-10436	Adidas Essential Utility Bench	14700
ADBE-10437	Adidas Essential Flat Bench	9400
ADBE-10460	Adidas Home Gym Essential	48000
ADBE-10500	Adidas Home Rig	78200
ADBE-10360	Adidas Sports Rig	72600

CARDIO

AVUS-10321	Adidas T-19i Ultra Series Treadmill	120000
AVSU-10421	Adidas T-19 Ultra Series Treadmill	158400
AVSU-10521	Adidas T-19x Ultra Series Treadmill	214300
AVUS-10621	Adidas T-23 Treadmill	212300
AVUS-10401	Adidas C-21 Bike	76400
AVUS-10501	Adidas C-21x Bike	108900
AVUS-10411-BT	Adidas X-21 Cross Trainer	102600
AVUS-10450-BT	Adidas R-21 Water Rower	118400



CARDIO

RVAR-10221SL	A2.0 Treadmill - Silver	65200
RVAR-10401SL	A4.0 Bike - Silver	43800
RVAR-10601SLBT	A6.0 Bike - Silver+Bluetooth	55900
RVAR-10611SLBT	A6.0 Cross Trainer - Silver+Bluetooth	71800
RVAR-10612SLBT	A6.0FD Cross Trainer - Silver+Bluetooth	93000